



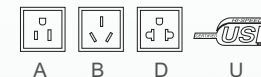
MODIFIED SINE WAVE DC TO AC POWER INVERTER

Model	CAR200U-121	CAR200U-122	CAR200U-241	CAR200U-242
Rated Power	200W			
Surge Power	400W			
Output Voltage	110V	230V	110V	230V
Output Waveform	Modified Sine Wave 			
USB Port	5V, 500mA(Optional)			
Protection Function	OverLoad,OverTemperature,OverVoltage,ShortCircuit,Reverse Polarity			
Input Voltage	12V		24V	
Dimension	130 x 90 x 437mm (L x W x H)			
N.W./Unit	445g			
QTY/ Ctn	28 Pcs			
Meas./Ctn	58 x 30 x 38.5 cm			
External Fuse	12V		24V	
Packing	Blister/Gift box			
Brand	CARSPA or OEM			
Certification	CE-EMC/LVD RoHS E-mark			
Warranty	18 Months			


Note: if without USB,the model is CAR200.


MODIFIED SINE WAVE DC TO AC POWER INVERTER

Model	CAR200UC-121	CAR200UC-122	CAR200UC-241	CAR200UC-242
Rated Power	200W			
Surge Power	400W			
Output Voltage	110V	230V	110V	230V
Output Waveform	Modified Sine Wave 			
USB Port	5V, 500mA(Optional)			
Cigarette Socket	DC12V, Max Current 15 Amper			
Protection Function	OverLoad,OverTemperature,OverVoltage,ShortCircuit,Reverse Polarity			
Input Voltage	12V		24V	
Dimension	130 x 90 x 437mm (L x W x H)			
N.W./Unit	445g			
QTY/ Ctn	28 Pcs			
Meas./Ctn	58 x 30 x 38.5 cm			
External Fuse	25A x 1		15A x 1	
Packing	Blister/Gift box			
Brand	CARSPA or OEM			
Certification	CE-EMC/LVD RoHS E-mark			
Warranty	18 Months			




MODIFIED SINE WAVE DC TO AC POWER INVERTER



Model	CAR300U-121	CAR300U-122	CAR300U-241	CAR300U-242
Rated Power	300W			
Surge Power	600W(Few seconds)			
Output Voltage	110V	230V	110V	230V
Soft Start	YES			
Output Waveform	Modified Sine Wave 			
USB Port	5V, 500mA(Optional)			
Protection Function	Bat. Low Voltage Alarm & Shut Down, Over Load, Over Temperature, Over Voltage, Short Circuit, Reverse Polarity.			
Input Voltage	12V		24V	
Dimension	195 x 102 x 55.5 mm (L x W x H)			
N.W./Unit	630g			
QTY/ Ctn	20pcs			
Meas./Ctn	60 x 35 x 45 cm			
Fuse	Internal			
Packing	Blister/Gift box			
Brand	CARSPA or OEM			
Certification	CE-EMC/LVD RoHS E-mark			
Warranty	18Months			

Note: if without USB,the model is CAR300.

MODIFIED SINE WAVE DC TO AC POWER INVERTER

Model	CAR400U-121	CAR400U-122	CAR400U-241	CAR400U-242
Rated Power	400W			
Surge Power	800W(Few seconds)			
Output Voltage	110V	230V	110V	230V
Soft Start	YES			
Output Waveform	Modified Sine Wave 			
USB Port	5V, 500mA(Optional)			
Protection Function	Bat. Low Voltage Alarm & Shut Down, Over Load, Over Temperature, Over Voltage, Short Circuit, Reverse Polarity.			
Input Voltage	12V		24V	
Dimension	195 x 102 x 55.5 mm (L x W x H)			
N.W./Unit	630g			
QTY/ Ctn	20pcs			
Meas./Ctn	60 x 35 x 45 cm			
Fuse	Internal			
Packing	Blister/Gift box			
Brand	CARSPA or OEM			
Certification	CE-EMC/LVD RoHS E-mark			
Warranty	18Months			

Note: if without USB,the model is CAR400.





MODIFIED SINE WAVE DC TO AC POWER INVERTER



Model	CAR500U-121	CAR500U-122	CAR500U-241	CAR500U-242
Rated Power	500W			
Surge Power	1000W(Few seconds)			
Output Voltage	110V	230V	110V	230V
Output Frequency	50/60Hz±3			
Soft Start	YES			
Output Waveform	Modified Sine Wave			
USB Port	5V, 500mA(Optional)			
Protection Function	Bat. Low Voltage Alarm & Shut Down, Over Load, Over Temperature, Over Voltage, Short Circuit, Reverse Polarity.			
Input Voltage	12V		24V	
Dimension	235 x 102 x 55.5 mm (L x W x H)			
N.W./Unit	835g			
QTY/ Ctn	20pcs			
Meas./Ctn	60 x 35 x 45 cm			
Packing	Blister/Gift box			
Brand	CARSPA or OEM			
Certification	CE-EMC/LVD RoHS E-mark			
Warranty	18Months			

Note: if without USB,the model is CAR500.

MODIFIED SINE WAVE DC TO AC POWER INVERTER


Model	CAR600U-121	CAR600U-122	CAR600U-241	CAR600U-242
Rated Power	600W			
Surge Power	1200W(Few seconds)			
Output Voltage	110V	230V	110V	230V
Output Frequency	50/60Hz±3			
Soft Start	YES			
Output Waveform	Modified Sine Wave			
USB Port	5V, 500mA(Optional)			
Protection Function	Bat. Low Voltage Alarm & Shut Down, Over Load, Over Temperature, Over Voltage, Short Circuit, Reverse Polarity.			
Input Voltage	12V		24V	
Dimension	235 x 102 x 55.5 mm (L x W x H)			
N.W./Unit	835g			
QTY/ Ctn	20pcs			
Meas./Ctn	60 x 35 x 45 cm			
Packing	Blister/Gift box			
Brand	CARSPA or OEM			
Certification	CE-EMC/LVD RoHS E-mark			
Warranty	18Months			


Note: if without USB,the model is CAR600.



MODIFIED SINE WAVE DC TO AC POWER INVERTER





Model	CAR700U-121	CAR700U-122	CAR700U-241	CAR700U-242
Rated Power	700W			
Surge Power	1400W(Few seconds)			
Output Voltage	110V	230V	110V	230V
Output Frequency	50/60Hz±3			
Soft Start	YES			
Output Waveform	Modified Sine Wave 			
USB Port	5V, 500mA(Optional)			
Protection Function	Bat. Low Voltage Alarm & Shut Down, Over Load, Over Temperature, Over Voltage, Short Circuit, Reverse Polarity.			
Input Voltage	12V		24V	
Dimension	215 x 150 x 58 mm (L x W x H)			
N.W./Unit	1500g			
QTY/ Ctn	8pcs			
Meas./Ctn	52.5 x 38.5 x 30 cm			
Packing	Gift box			
Brand	CARSPA or OEM			
Certification	CE-EMC/LVD RoHS E-mark			
Warranty	18Months			



Note: if without USB,the model is CAR700.

MODIFIED SINE WAVE DC TO AC POWER INVERTER

Model	CAR800U-121	CAR800U-122	CAR800U-241	CAR800U-242
Rated Power	800W			
Surge Power	1600W(Few seconds)			
Output Voltage	110V	230V	110V	230V
Output Frequency	50/60Hz±3			
Soft Start	YES			
Output Waveform	Modified Sine Wave 			
USB Port	5V, 500mA(Optional)			
Protection Function	Bat. Low Voltage Alarm & Shut Down, Over Load, Over Temperature, Over Voltage, Short Circuit, Reverse Polarity.			
Input Voltage	12V		24V	
Dimension	215 x 150 x 58 mm (L x W x H)			
N.W./Unit	1500g			
QTY/ Ctn	8pcs			
Meas./Ctn	52.5 x 38.5 x 30 cm			
Packing	Gift box			
Brand	CARSPA or OEM			
Certification	CE-EMC/LVD RoHS E-mark			
Warranty	18Months			



Note: if without USB,the model is CAR800.



MODIFIED SINE WAVE DC TO AC POWER INVERTER

Model	CAR900U-121	CAR900U-122	CAR900U-241	CAR900U-242
Rated Power	900W			
Surge Power	1800W(Few seconds)			
Output Voltage	110V	230V	110V	230V
Output Frequency	50/60Hz±3			
Soft Start	YES			
Output Waveform	Modified Sine Wave			
USB Port	5V, 500mA(Optional)			
Protection Function	Bat. Low Voltage Alarm & Shut Down, Over Load, Over Temperature, Over Voltage, Short Circuit, Reverse Polarity.			
Input Voltage	12V		24V	
Dimension	260 x 150 x 58 mm (L x W x H)			
N.W./Unit	1800g			
QTY/ Ctn	6 Pcs			
Meas./Ctn	57 x 30.5 x 30 cm			
Packing	Gift box			
Brand	CARSPA or OEM			
Certification	CE-EMC/LVD RoHS E-mark			
Warranty	18Months			

Note: if without USB,the model is CAR900.

MODIFIED SINE WAVE DC TO AC POWER INVERTER


Model	CAR1KU-121	CAR1KU-122	CAR1KU-241	CAR1KU-242	CAR1KU-481	CAR1KU-482
Rated Power	1000W					
Surge Power	2000W(Few seconds)					
Output Voltage	110V	230V	110V	230V	110V	230V
Output Frequency	50/60Hz±3					
Soft Start	YES					
Output Waveform	Modified Sine Wave					
USB Port	5V, 500mA(Optional)					
Protection Function	Bat. Low Voltage Alarm & Shut Down, Over Load, Over Temperature, Over Voltage, Short Circuit, Bat. Polarity, Earth Leakage					
Input Voltage	12V		24V		48V	
Dimension	272.5 x 208 x 77 mm (L x W x H)					
N.W./Unit	2400g					
QTY/ Ctn	6 Pcs					
Meas./Ctn	50 x 34 x 44.5 cm					
Packing	Gift box					
Brand	CARSPA or OEM					
Certification	CE-EMC/LVD RoHS E-mark					
Warranty	18Months					

Note: if without USB,the model is CAR1K.



MODIFIED SINE WAVE DC TO AC POWER INVERTER




Model	CAR1.2KU-121	CAR1.2KU-122	CAR1.2KU-241	CAR1.2KU-242	CAR1.2KU-481	CAR1.2KU-482
Rated Power	1200W					
Surge Power	2400W(Few seconds)					
Output Voltage	110V	230V	110V	230V	110V	230V
Output Frequency	50/60Hz±3					
Soft Start	YES					
Output Waveform	Modified Sine Wave 					
USB Port	5V, 500mA(Optional)					
Protection Function	Bat. Low Voltage Alarm & Shut Down, Over Load, Over Temperature, Over Voltage, Short Circuit, Reverse Polarity, Earth Leakage					
Input Voltage	12V		24V		48V	
Dimension	272.5 x 208 x 77 mm (L x W x H)					
N.W./Unit	2400g					
QTY/ Ctn	6 Pcs					
Meas./Ctn	50 x 34 x 44.5 cm					
Packing	Gift box					
Brand	CARSPA or OEM					
Certification	CE-EMC/LVD RoHS E-mark					
Warranty	18Months					



Note: if without USB,the model is CAR1.2K.

MODIFIED SINE WAVE DC TO AC POWER INVERTER

Model	CAR1.5KU-121	CAR1.5KU-122	CAR1.5KU-241	CAR1.5KU-242	CAR1.5KU-481	CAR1.5KU-482
Rated Power	1500W					
Surge Power	3000W(Few seconds)					
Output Voltage	110V	230V	110V	230V	110V	230V
Output Frequency	50/60Hz±3					
Soft Start	YES					
Output Waveform	Modified Sine Wave 					
USB Port	5V, 500mA(Optional)					
Protection Function	Bat. Low Voltage Alarm & Shut Down, Over Load, Over Temperature, Over Voltage, Short Circuit, Reverse Polarity, Earth Leakage					
Input Voltage	12V		24V		48V	
Dimension	322.5 x 208 x 77 mm (L x W x H)					
N.W./Unit	3050g					
QTY/ Ctn	4 Pcs					
Meas./Ctn	50 x 38.5 x 30 cm					
Packing	Gift box					
Brand	CARSPA or OEM					
Certification	CE-EMC/LVD RoHS E-mark					
Warranty	18Months					



Note: if without USB,the model is CAR1.5K.



MODIFIED SINE WAVE DC TO AC POWER INVERTER

Model	CAR1.6KU-121	CAR1.6KU-122	CAR1.6KU-241	CAR1.6KU-242	CAR1.6KU-481	CAR1.6KU-482
Rated Power	1600W					
Surge Power	3200W(Few seconds)					
Output Voltage	110V	230V	110V	230V	110V	230V
Output Frequency	50/60Hz±3					
Soft Start	YES					
Output Waveform	Modified Sine Wave					
USB Port	5V, 500mA(Optional)					
Protection Function	Bat. Low Voltage Alarm & Shut Down, Over Load, Over Temperature, Over Voltage, Short Circuit, Reverse Polarity, Earth Leakage					
Input Voltage	12V		24V		48V	
Dimension	322.5 x 208 x 77 mm (L x W x H)					
N.W./Unit	3200g					
QTY/ Ctn	4 Pcs					
Meas./Ctn	50 x 38.5 x 30 cm					
Packing	Gift box					
Brand	CARSPA or OEM					
Certification	CE-EMC/LVD RoHS E-mark					
Warranty	18Months					

Note: if without USB,the model is CAR1.6K.

MODIFIED SINE WAVE DC TO AC POWER INVERTER


Model	CAR1.8KU-121	CAR1.8KU-122	CAR1.8KU-241	CAR1.8KU-242	CAR1.8KU-481	CAR1.8KU-482
Rated Power	1800W					
Surge Power	3600W(Few seconds)					
Output Voltage	110V	230V	110V	230V	110V	230V
Output Frequency	50/60Hz±3					
Soft Start	YES					
Output Waveform	Modified Sine Wave					
USB Port	5V, 500mA(Optional)					
Protection Function	Bat. Low Voltage Alarm & Shut Down, Over Load, Over Temperature, Over Voltage, Short Circuit, Reverse Polarity, Earth Leakage					
Input Voltage	12V		24V		48V	
Dimension	322.5 x 208 x 77 mm (L x W x H)					
N.W./Unit	3200g					
QTY/ Ctn	4 Pcs					
Meas./Ctn	50 x 38.5 x 30 cm					
Packing	Gift box					
Brand	CARSPA or OEM					
Certification	CE-EMC/LVD RoHS E-mark					
Warranty	18Months					

Note: if without USB,the model is CAR1.8K.




MODIFIED SINE WAVE DC TO AC POWER INVERTER



Model	CAR2KU-121	CAR2KU-122	CAR2KU-241	CAR2KU-242	CAR2KU-481	CAR2KU-482
Rated Power	2000W					
Surge Power	4000W(Few seconds)					
Output Voltage	110V	230V	110V	230V	110V	230V
Output Frequency	50/60Hz±3					
Soft Start	YES					
Output Waveform	Modified Sine Wave 					
USB Port	5V, 500mA(Optional)					
Protection Function	Bat. Low Voltage Alarm & Shut Down, Over Load, Over Temperature, Over Voltage, Short Circuit, Reverse Polarity, Earth Leakage					
Input Voltage	12V		24V		48V	
Dimension	345 x 230 x 108 mm (L x W x H)					
N.W./Unit	4900g					
QTY/ Ctn	2 Pcs					
Meas./Ctn	40 x 31.5 x 37 cm					
Packing	Gift box					
Brand	CARSPA or OEM					
Remote Controller	with 5m wire (Optional)					
Warranty	18Months					

Note: if without USB,the model is CAR2K.

MODIFIED SINE WAVE DC TO AC POWER INVERTER

Model	CAR2.5KU-121	CAR2.5KU-122	CAR2.5KU-241	CAR2.5KU-242	CAR2.5KU-481	CAR2.5KU-482
Rated Power	2500W					
Surge Power	5000W(Few seconds)					
Output Voltage	110V	230V	110V	230V	110V	230V
Output Frequency	50/60Hz±3					
Soft Start	YES					
Output Waveform	Modified Sine Wave 					
USB Port	5V, 500mA(Optional)					
Protection Function	Bat. Low Voltage Alarm & Shut Down, Over Load, Over Temperature, Over Voltage, Short Circuit, Reverse Polarity, Earth Leakage					
Input Voltage	12V		24V		48V	
Dimension	345 x 230 x 108 mm (L x W x H)					
N.W./Unit	5300g					
QTY/ Ctn	2 Pcs					
Meas./Ctn	40 x 31.5 x 37 cm					
Packing	Gift box					
Brand	CARSPA or OEM					
Remote Controller	with 5m wire (Optional)					
Warranty	18Months					

Note: if without USB,the model is CAR2.5K.





MODIFIED SINE WAVE DC TO AC POWER INVERTER

Model	CAR3KU -121	CAR3KU -122	CAR3KU -241	CAR3KU -242	CAR3KU -481	CAR3KU -482
Rated Power	3000W					
Surge Power	6000W(Few seconds)					
Output Voltage	110V	230V	110V	230V	110V	230V
Output Frequency	50/60Hz±3					
Soft Start	YES					
Output Waveform	Modified Sine Wave					
USB Port	5V, 500mA(Optional)					
Protection Function	Bat. Low Voltage Alarm & Shut Down, Over Load, Over Temperature, Over Voltage, Short Circuit, Reverse Polarity, Earth Leakage					
Input Voltage	12V		24V		48V	
Dimension	420 x 230 x 108 mm (L x W x H)					
N.W./Unit	6200g					
QTY/ Ctn	2 Pcs					
Meas./Ctn	49 x 31.5 x 38.5 cm					
Packing	Gift box					
Brand	CARSPA or OEM					
Remote Controller	with 5m wire (Optional)					
Warranty	18Months					

Note: if without USB,the model is CAR3K.


MODIFIED SINE WAVE DC TO AC POWER INVERTER


Model	CAR3.5KU -121	CAR3.5KU -122	CAR3.5KU -241	CAR3.5KU -242	CAR3.5KU -481	CAR3.5KU -482
Rated Power	3500W					
Surge Power	5000W(Few seconds)					
Output Voltage	110V	230V	110V	230V	110V	230V
Output Frequency	50/60Hz±3					
Soft Start	YES					
Output Waveform	Modified Sine Wave					
USB Port	5V, 500mA(Optional)					
Protection Function	Bat. Low Voltage Alarm & Shut Down, Over Load, Over Temperature, Over Voltage, Short Circuit, Reverse Polarity, Earth Leakage					
Input Voltage	12V		24V		48V	
Dimension	420 x 230 x 108 mm (L x W x H)					
N.W./Unit	6200g					
QTY/ Ctn	2 Pcs					
Meas./Ctn	49 x 31.5 x 38.5 cm					
Packing	Gift box					
Brand	CARSPA or OEM					
Remote Controller	with 5m wire (Optional)					
Warranty	18 Months					

Note: if without USB,the model is CAR3.5K.




MODIFIED SINE WAVE DC TO AC POWER INVERTER



Model	CAR4KU-121	CAR4KU-122	CAR4KU-241	CAR4KU-242	CAR4KU-481	CAR4KU-482
Rated Power	4000W					
Surge Power	8000W(Few seconds)					
Output Voltage	110V	230V	110V	230V	110V	230V
Output Frequency	50/60Hz±3					
Soft Start	YES					
Output Waveform	Modified Sine Wave 					
USB Port	5V, 500mA(Optional)					
Protection Function	Bat. Low Voltage Alarm & Shut Down, Over Load, Over Temperature, Over Voltage, Short Circuit, Reverse Polarity, Earth Leakage					
Input Voltage	12V		24V		48V	
Dimension	520 x 230 x 108 mm (L x W x H)					
N.W./Unit	8150g					
QTY/ Ctn	2 Pcs					
Meas./Ctn	57.5 x 32 x 38.5 cm					
Packing	Gift box					
Brand	CARSPA or OEM					
Remote Controller	with 5m wire (Optional)					
Warranty	18 Months					

Note: if without USB,the model is CAR4K.

MODIFIED SINE WAVE DC TO AC POWER INVERTER


Model	CAR4.5KU-121	CAR4.5KU-122	CAR4.5KU-241	CAR4.5KU-242	CAR4.5KU-481	CAR4.5KU-482
Rated Power	4500W					
Surge Power	9000W(Few seconds)					
Output Voltage	110V	230V	110V	230V	110V	230V
Output Frequency	50/60Hz±3					
Soft Start	YES					
Output Waveform	Modified Sine Wave 					
USB Port	5V,500mA(Optional)					
Protection Function	Bat. Low Voltage Alarm & Shut Down, Over Load, Over Temperature, Over Voltage, Short Circuit, Reverse Polarity, Earth Leakage					
Input Voltage	12V		24V		48V	
Dimension	520 x 230 x 108 mm (L x W x H)					
N.W./Unit	8600g					
QTY/ Ctn	2 Pcs					
Meas./Ctn	57.5 x 32 x 38.5 cm					
Packing	Gift box					
Brand	CARSPA or OEM					
Remote Controller	with 5m wire (Optional)					
Warranty	18Months					

Note: if without USB,the model is CAR4.5K.






MODIFIED SINE WAVE DC TO AC POWER INVERTER

Model	CAR5KU-121	CAR5KU-122	CAR5KU-241	CAR5KU-242	CAR5KU-481	CAR5KU-482
Rated Power	5000W					
Surge Power	10000W(Few seconds)					
Output Voltage	110V	230V	110V	230V	110V	230V
Output Frequency	50/60Hz±3					
Soft Start	YES					
Output Waveform	Modified Sine Wave 					
USB Port	5V, 500mA(Optional)					
Protection Function	Bat. Low Voltage Alarm & Shut Down, Over Load, Over Temperature, Over Voltage, Short Circuit, Reverse Polarity, Earth Leakage					
Input Voltage	12V		24V		48V	
Dimension	520 x 230 x 108 mm (L x W x H)					
N.W./Unit	8150g					
QTY/ Ctn	2 Pcs					
Meas./Ctn	57.5 x 32 x 38.5 cm					
Packing	Gift box					
Brand	CARSPA or OEM					
Remote Controller	with 5m wire (Optional)					
Warranty	18 Months					

Note: if without USB, the model is CAR5K.

MODIFIED SINE WAVE DC TO AC POWER INVERTER WITH GFCI PROTECTOR

Model	CAR2KU-121-GFCI	CAR2KU-241-GFCI	CAR2KU-481-GFCI
Rated Power	2000W		
Surge Power	4000W(Few seconds)		
Output Voltage	110V	230V	110V
Frequency	50/60Hz ± 3		
Output Waveform	Modified Sine Wave 		
USB Port	5V, 500mA (Optional)		
Protection	Bat. Low Voltage Alarm & Shut Down, Over Load, Over Temperature, Over Voltage, Short Circuit, Reverse Polarity, Earth Leakage		
Input Voltage	12V	24V	48V
Dimension	345 x 230 x 108 mm (L x W x H)		
N.W./Unit	4900g		
QTY/ Ctn	2 Pcs		
Meas./Ctn	Gift box		
Packing	40 x 31.5 x 37 cm		
Brand	CARSPA or OEM		
Output Socket	GFCI		
Leakage Current	≤ 30mA, ≤ 0.2s		
Warranty	18 Months		

GFCI: Ground Fault Circuit Interrupter.



 It is necessary for the GFCI inverter to test the leakage protection function each month.

FAQ

1. What is the difference between modified sine wave and pure sine wave?

Answers: Modified sine wave power inverters are more portable than pure sine wave power inverters, lighter, and lower in cost. If your device will handle voltage fluctuations, a modified sine wave inverter should be considered. Most devices that people typically wish to power will work fine with a modified sine wave inverter, as a precaution, please contact the manufacturer of your device to determine if it is compatible.

Pure sine wave power inverters motor's run cooler, last longer and provide very clean power like you would receive from a power company. Devices such as laser printers, digital clocks, and most medical equipment require a pure sine wave inverter to run correctly. As noted above, as a precaution, please contact the manufacturer of your device to determine if pure sine wave power is required.

2. Can you give me some suggestions for connecting batteries in parallel?

- Answers:**
- Use batteries of identical make, model, and age.
 - Make sure cable gauge is sufficient to handle the higher current flow.
 - Prevent cables from shorting (do not allow them to rub against the vehicle body).
 - Use only high quality connectors, clean all contacts prior to installation.
 - Periodically check all connections for snugness.
 - If you are unsure of this procedure, contact your automotive service center.

3. Can I use an extension cord with my inverter?

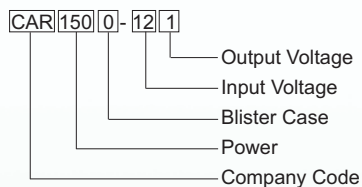
Answers: Yes, no problem. If cables need to be run, it is best to keep inverter as close as possible to batteries. Use extension cords on the output side (Vac output) rather than extending the Vdc cables. Tip: Contractors often need to mount the inverter in the back of their trucks. In a case like this it would be best to mount a secondary battery near the inverter and wire it to the primary truck battery. Vac extension cords should not exceed 200 feet or you will have signal loss

4. How does a power inverter work?

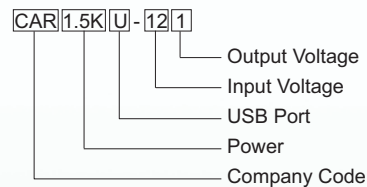
Answers: A power inverter converts DC power into conventional AC power allowing you to use your favorite devices when an AC outlet is not available. Simply connect an inverter to a battery source, plug your appliance into the inverter and you're set!

Model Explanation

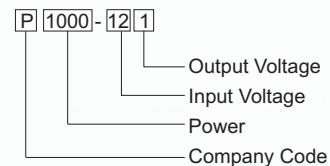
1. Mini Car Inverter



2. Modified Sine Wave Inverter



3. Pure Sine Wave Inverter



4. Solar Charge Controller

